



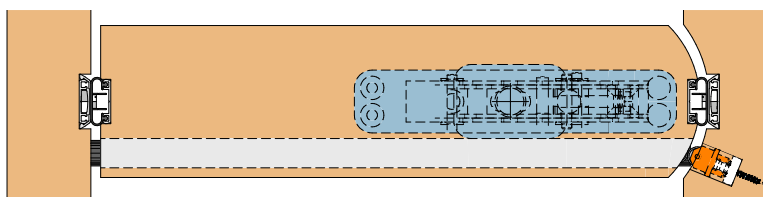
“Rundumdicht” Pivot L-15



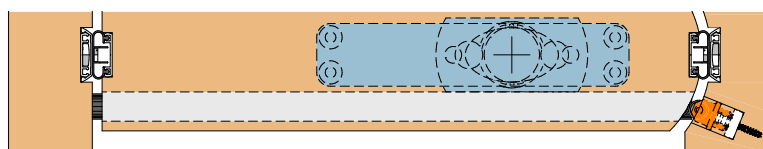
Complete sealing system for pivot doors




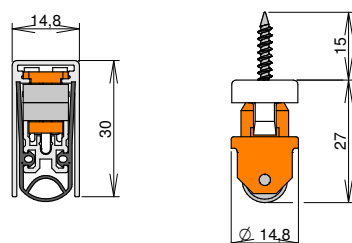
- For single-wing timber pivot doors
- Effective seal against sound, smoke, draughts and odours
- Four-sided sealing system without compromising on appearance
- Sealing at top and bottom with automatic drop seal
- Special roller actuator with a counter roller allows the door to be opened in both directions
- Magnetic sealing system seals the gap between the frame or wall and the door
- Can be combined with many common fittings for pivot doors
- Very low opening forces and smooth swing action thanks to ideally matched magnetic sealing profiles
- Set for pivot door wing up to 2,000 x 3,000 mm max.
- Drop seals are positioned off-centre
- Door thickness must be selected to match thickness of pivot fitting and drop seal



Top view



Bottom view



Technical data

Set consisting of:	2 pieces	2 pairs
Article designation	Schall-Ex® L-15/30 WS PIVOT	Slide Magnet
Actuation	Single, roller actuator/counter roller	Magnet
Travel	12 mm	6 mm (gap)
Sealing profile	Silicone, self-extinguishing	Silicone, self-extinguishing
Sealing profile colour	Grey	Grey
Profile material	Aluminium, natural	Aluminium, natural, visible profiles anod.
Surface finish	-	Silver-coloured, anod. C-0 / stainless steel-coloured, anod. C-31
Min. length	235 mm (cannot be shortened)	-
Maximum length	2,000 mm	3,000 mm
Standard lengths	708, 833, 958, 1083, 1208 mm	2,500 mm / 3,000 mm
Can be shortened by	125 mm from 833 mm	As required