

HERADESIGN® Creative line

HERADESIGN® Creative line is a single layer magnesite bonded wood wool acoustic ceiling and wall panel.


- Flexible and innovative design solution with up to twelve patterns to choose from
- Available in HERADESIGN® Fine and Superfine
- Excellent sound absorption performance




		HERADESIGN® Fine, Fine A2	HERADESIGN® Superfine, Superfine A2				
Surface							
Edge details		Edge configuration AK-01 					
Thickness		25mm					
Dimensions		1200 x 600mm					
System		Screw-fix on wooden battens - System B2.1 Screw-fix on CD channels - System B2.2					
Weight		12.6 - 19.0 kg/m ²					
Fire reaction		Euroclass B-s1,d0 and A2-s1,d0 as per EN 13501-1					
Sound absorption		HERADESIGN® Fine: α_w up to 0.90 / NRC up to 0.90 HERADESIGN® Fine A2: α_w up to 0.75 / NRC up to 0.80 HERADESIGN® Superfine: α_w up to 1.00 / NRC up to 1.00 HERADESIGN® Superfine A2: α_w up to 0.95 / NRC up to 1.00					
Thermal conductivity		HERADESIGN® Fine, Superfine: $\lambda = 0.09$ W/mK as per EN 12667 HERADESIGN® Fine A2, Superfine A2: $\lambda = 0.10$ W/mK as per EN 12667					
Humidity resistance		Suitable for rooms with a constant humidity of up to 90%. For applications where there is a constant relative air humidity in excess of 80%, expert advice for building physics is recommended.					
Cleanability							
Sustainability							
Areas of application		A decorative and acoustically effective suspended ceiling and wall panel for use in interior spaces as well as roofed outdoor areas that are not directly exposed to environmental influences such as rain or pollutants.					
Installation		The installation of HERADESIGN® acoustic panels should take place during the last phase of the job, and in temperature and humidity controlled conditions. All building activities which create dust must be completed before the start of installation. Store the panels flat and protect against moisture and dirt. The packaging does not protect the products against rain. HERADESIGN® products should be installed in strict accordance with Knauf Ceiling Solutions installation and storage guidelines.					
Special information		<ul style="list-style-type: none"> • Manufacturing tolerances in nominal dimensions: L4, W2, T2: ± 1 mm, for lengths > 1250 mm L4: ± 2mm • Maximum changes in dimension in standard climate 23°C/50% relative humidity: ± 1% 					
Colours		White similar to RAL 9010	Beige Natural tone 13	Pastel colours	Solid colours	Metallic colours	Special colours
		●	●	●	●	●	●
		<ul style="list-style-type: none"> • The unique and natural structure of HERADESIGN® wood wool makes it an ideal solution for projects requiring creative colour schemes. Choose from an almost unlimited range of popular RAL and NCS colour systems. • Deviations in colour and visual appearance may occur due to the rough fibre and panel surface. 					

PRODUCT RANGE


Line DL 16




Line DL 8




Line DR 16




Line DR 8



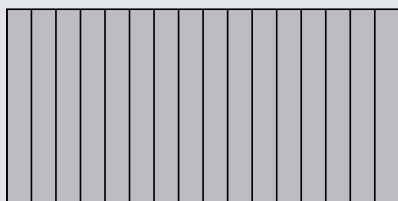
Line DLR 16



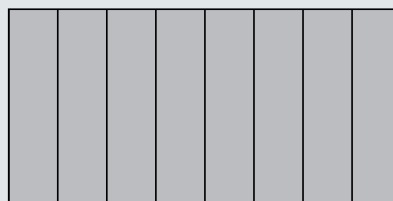
Line DLR 8



Line V 16



Line V 8




Line H 16



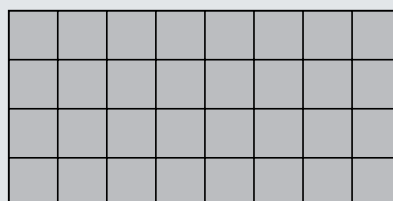
Line H 8



Line VH 16



Line VH 8



Products may vary from country to country. Please contact your local sales representative.
For further information and legal notice, please visit our website.