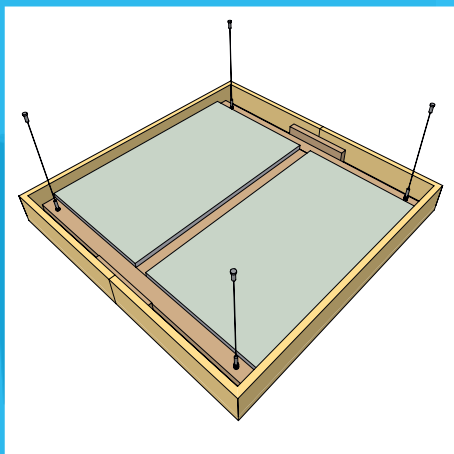


HERADESIGN® Sonic element 1200

HERADESIGN® Sonic element 1200 is a 1200 x 1200mm acoustic ceiling raft with a unique HERADESIGN® Fine or HERADESIGN® Superfine surface.

- Delivered as a kit making it quick and easy to install
- Available in a variety of colours

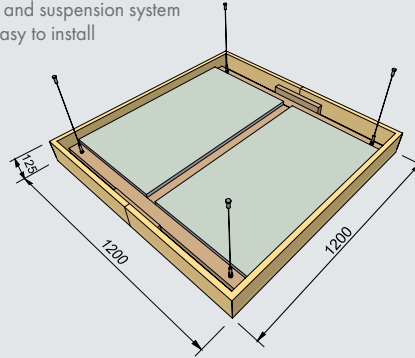


HERADESIGN® Sonic element 1200

KNAUFCEILING
Solutions

Product description

- Ceiling raft kit includes the substructure and suspension system
- Pre-assembled kits make it quick and easy to install



Area of application

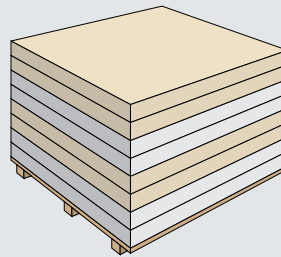
Improve the acoustic and aesthetic performance of any space without the need to re-install or refurbish the whole ceiling. Suitable for both new build and retrofit applications.

Technical data

Product	Dimension L x W x H [mm]	Board thickness [mm]	Acoustic lining	Edge design	Weight [kg/Raft]
HERADESIGN® Fine	1200 x 1200 x 125	25	50mm fleece-lined mineral wool	 AK-01	29.20
HERADESIGN® Superfine					27.10

Packaging unit

- One raft included in a 1200 x 1200mm carton
- max. eight rafts per pallet



Surface

HERADESIGN® Fine

Fibre width 2mm, unique surface structure



HERADESIGN® Superfine

Fibre width 1mm, high quality surface structure



Humidity resistance



Not suitable for use in indoor swimming pools or thermal baths.

Cleanability



Sustainability



Colours



White
similar to RAL 9010

Beige
Natural tone 13

Pastel colours

Solid colours



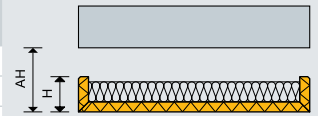
- The unique and natural structure of HERADESIGN® wood wool makes it an ideal solution for projects requiring creative colour schemes. Choose from an almost unlimited range of popular RAL and NCS colour systems.
- Deviations in colour and visual appearance may occur due to the rough fibre and panel surface.



Sound absorption



Board type 1200x1200x125mm (L x W x H)	Thickness [mm]	AH [mm]	HERADESIGN® Acoustic lining		Equivalent absorption area $A_{\alpha bj}$ [m²]					
					Frequencies [Hz]					
HERADESIGN® Superfine	25	200	50	50	125	250	500	1000	2000	4000
HERADESIGN® Superfine	25	400	50	50	1.00	1.70	2.20	2.30	2.50	2.40
HERADESIGN® Superfine	25	600	50	50	1.10	1.50	2.30	2.50	2.70	2.50



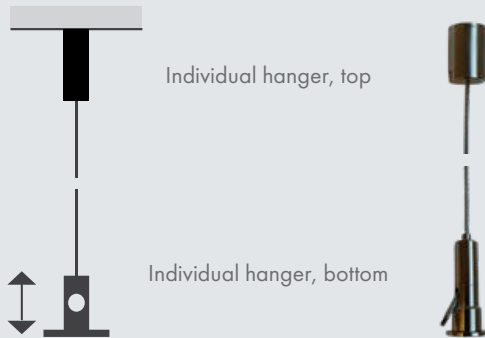
Single suspension

Pre-assembled hanger with two base parts for the suspension of HERADESIGN® Sonic element 1200 from the ceiling.
The lower base parts come pre-assembled on the HERADESIGN® Sonic element 1200.

Important:

The fasteners for fastening the individual hangers to the ceiling are not included in the delivery and must be selected according to the particular substrate.

Fastening is possible using suitable screws and screw anchors or by screwing onto an M8 threaded bolt.



- Precise, continuous height adjustment possible
- Wire Ø 1.8mm, 7x7 galvanised steel
- Nominal strength: 2400 N/mm², length 500mm
- Side wire guide included
- Surface of hanger and baffle base: glossy nickel
- Max. suspension height = 450mm (top edge of ceiling to top edge of edging)
- 4 hangers per HERADESIGN® Sonic element 1200
- Max. working load per hanger 340 N/34 kg
- Max. breaking strength per hanger 1700 N/170 kg