



Purism in the details:  
HOPPE mini-roses





## Purism in the details: HOPPE mini-roses

The new mini-roses show door handles in a completely new light. They are hardly noticeable when mounted on the door. As a result, the handle itself becomes more prominent, creating a whole new interplay between the handle and door design.

The interior door sets with mini-roses are currently available in stainless steel and brass. A standard door set consists of a pair of door handles and the matching handle roses. Escutcheons, which are also available in a special version for bathroom doors, can be added if required.

The sets are all fitted with the patented **HOPPE Quick-Fit connection**, which enables the door handles to be assembled quickly and easily without any tools and ensures a firm fit. The key point of the proven technology is the blocking mechanism, developed by HOPPE, in the door handle receiver component. This holds the solid spindle of the other handle firmly and without play. Simply attach the mini-roses and plug in the door handles – all done!

Naturally, HOPPE's interior door sets with mini-roses also come with a 10-year operational guarantee.

Choose the right handle shape for you from our modern range and enjoy the pure design of door and handle.

**Quick-Fit**





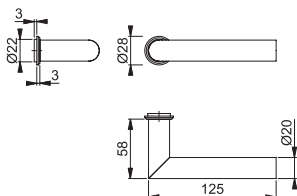
Quick-Fit

## Amsterdam – E1400Z/845

duraplus®

HOPPE stainless steel handle set on mini-rose without escutcheons for interior doors:

- Bearing: loose door handles, maintenance-free slide bearing
- Connection: **HOPPE Quick-Fit connection** with HOPPE solid spindle (receiver - receiver components)
- Fixing: plug-in mini-roses
- Special feature: non-screw fitting



Stainless steel finish:

**F69**

Satin stainless steel



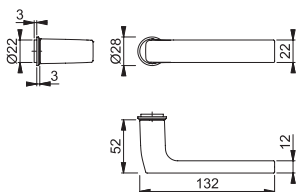
Quick-Fit

## Dallas – 1643/845

duraplus®

HOPPE aluminium handle set on mini-rose without escutcheons for interior doors:

- Bearing: loose door handles, maintenance-free slide bearing
- Connection: **HOPPE Quick-Fit connection** with HOPPE solid spindle (spindle - receiver components)
- Fixing: plug-in mini-roses
- Special feature: non-screw fitting



Aluminium finishes:

**F9016**

Traffic white

F9714M

Black matt



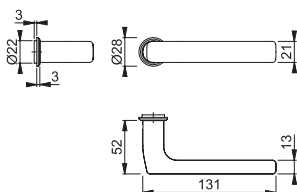
Quick-Fit

## Dallas – E1643Z/845

duraplus®

HOPPE stainless steel handle set on mini-rose without escutcheons for interior doors:

- Bearing: loose door handles, maintenance-free slide bearing
- Connection: **HOPPE Quick-Fit connection** with HOPPE solid spindle (receiver - receiver components)
- Fixing: plug-in mini-roses
- Special feature: non-screw fitting



Stainless steel finish:

**F69**

Satin stainless steel



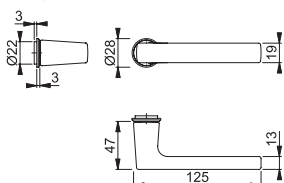
Quick-Fit

## Dallas – M1643/845

duraplus®

HOPPE brass handle set on mini-rose without escutcheons for interior doors:

- Bearing: loose door handles, maintenance-free slide bearing
- Connection: **HOPPE Quick-Fit connection** with HOPPE solid spindle (receiver - receiver components)
- Fixing: plug-in mini-roses
- Special feature: non-screw fitting



Brass finish:

**F41-R**

Brushed chrome – **Resista®**



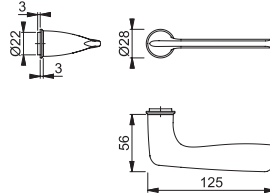
Quick-Fit

## ■ Houston – M1623/845

duraplus®

HOPPE brass handle set on mini-rose without escutcheons for interior doors:

- Bearing: loose door handles, maintenance-free slide bearing
- Connection: **HOPPE Quick-Fit connection** with HOPPE solid spindle (receiver - receiver components)
- Fixing: plug-in mini-roses
- Special feature: non-screw fitting



Brass finish:

**F41-R**  
Brushed chrome – **Resista®**



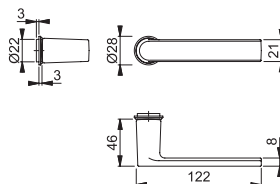
Quick-Fit

## ■ Los Angeles – M1642/845

duraplus®

HOPPE brass handle set on mini-rose without escutcheons for interior doors:

- Bearing: loose door handles, maintenance-free slide bearing
- Connection: **HOPPE Quick-Fit connection** with HOPPE solid spindle (receiver - receiver components)
- Fixing: plug-in mini-roses
- Special feature: non-screw fitting



Brass finishes:

**F41-R**  
Brushed chrome – **Resista®**

**F49-R**  
Polished chrome – **Resista®**



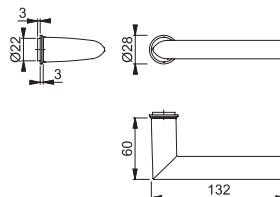
Quick-Fit

## ■ Stockholm – 1140/845

duraplus®

HOPPE aluminium handle set on mini-rose without escutcheons for interior doors:

- Bearing: loose door handles, maintenance-free slide bearing
- Connection: **HOPPE Quick-Fit connection** with HOPPE solid spindle (spindle - receiver components)
- Fixing: plug-in mini-roses
- Special feature: non-screw fitting



Aluminium finishes:

**F9016**  
Traffic white

**F9714M**  
Black matt



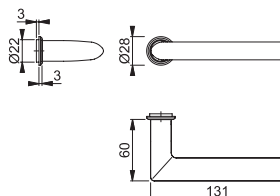
Quick-Fit

## ■ Stockholm – E1140Z/845

duraplus®

HOPPE stainless steel handle set on mini-rose without escutcheons for interior doors:

- Bearing: loose door handles, maintenance-free slide bearing
- Connection: **HOPPE Quick-Fit connection** with HOPPE solid spindle (receiver - receiver components)
- Fixing: plug-in mini-roses
- Special feature: non-screw fitting



Stainless steel finish:

**F69**  
Satin stainless steel



# Product range / Finish chart

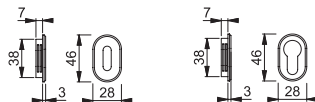


## M846S

duraplus®

HOPPE brass mini-escutcheon pair for interior doors:

- Fixing: plug-in, additionally with silicone or adhesive
- Special feature: non-screw fitting



Brass finishes:

### F41-R

Brushed chrome – **Resista®**

### F42-R

Satin nickel effect – **Resista®**  
(in combination with F69 handle sets)

### F49-R

Polished chrome – **Resista®**

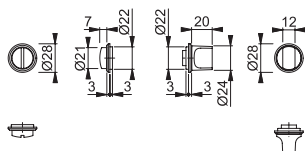


## MSK91/845S/OL45

duraplus®

HOPPE brass mini-escutcheon pair with emergency release/turn for bathroom/WC doors:

- Connection: HOPPE solid spindle
- Fixing: with grub screw, additionally with silicone or adhesive



Brass finishes:

### F41-R

Brushed chrome – **Resista®**

### F42-R

Satin nickel effect – **Resista®**  
(in combination with F69 handle sets)

### F49-R

Polished chrome – **Resista®**

## Stainless steel



**F69**  
Satin stainless steel

## Aluminium



**F9016**  
Traffic white



**F9714M**  
Black matt

## Brass



**F41-R**  
Brushed chrome – **Resista®**



**F49-R**  
Polished chrome – **Resista®**



**F42-R**  
Satin nickel effect – **Resista®**

## Door preparation

Accurate door preparation is required since the size of the roses has been reduced to a minimum.

The hole for the handle must be 22 mm in diameter. A special drill or CNC machine is recommended for optimum results.



- Door preparation for HOPPE handle sets on mini-rose without escutcheons



- Door preparation for HOPPE handle sets on mini-rose with escutcheons



- Door preparation for HOPPE handle sets on mini-rose with emergency release and turn for bathroom/WC doors

## Assembly

The handle roses are fastened to the door by putting the door handles together thanks to the **HOPPE Quick-Fit connection**.

The M846S escutcheons just need to be plugged together. To attach the MSK91/845S/OL45 bathroom/WC roses, plug the emergency release and turn together and fasten using a grub screw. In both cases, silicone helps to keep the escutcheons fixed to the door.

HOPPE AG · Representative Office Middle East  
LOB 15, Office 302 · P.O. Box 261833 · Jebel Ali Free Zone · UAE-Dubai  
Tel. +9714 887 00 58 · [www.hoppe.com](http://www.hoppe.com)  
Fax +9714 887 61 98 · [info.gcc@hoppe.com](mailto:info.gcc@hoppe.com)  
Mobile +97150 455 09 97

HOPPE AG · Via Friedrich Hoppe · CH-7537 Müstair  
Tel. +41 (0)81 851 66 00 · [www.hoppe.com](http://www.hoppe.com)  
Fax +41 (0)81 851 66 66 · [info.ch@hoppe.com](mailto:info.ch@hoppe.com)