

BINAR
HANDLING

Lifting
beyond
gravity

Made in

MAYBE IT'S THE AIR THAT WE BREATHE, the vast open lands, or the freedom to roam. Maybe it's the harsh climate, the pitch-black nights of winter or the endless nights of summer.

Maybe it's our Scandinavian roots, maybe not. But we do have a different way of doing things up here. You see, here in the north, we don't let the force of nature keep us grounded. Instead we thrive from it. Using it as a spring board to elevate our innovation and challenge the law of gravity itself.

That's why we are able to create lifting technology that effortlessly floats through the air. And why our dream of creating the most ergonomic and efficient device on the market never stayed just a dream.

Maybe it's a matter of attitude. Maybe we are truly beyond the laws of nature.

Beyond gravity.





Sweden

*Helping people stay healthy
at work since 1979*



It all started with a sailor on board a ship. When the chief engineer saw the sailors skills he encouraged him to pursuit a career in technical innovation. Kahlman Innovation was born with the aim of developing and perfecting production processes. And the idea of the Quick-Lift was developed a few years later. There, manufacturing grew significantly and Quick-Lift saw a demand on a global market. Design and development continued within the Binar family with head offices in neighboring town Trollhättan.

The company is at the forefront when it comes to material and technological innovation. Today, there are four locations around the world, that in the spirit of the original idea, help people avoid workplace injuries due to heavy lifting.

2013



Binar Quick-Lift Systems is ISO 9001 and 14001 certified

2014



Release of module built control handle, providing extended functionality

2015



Release of new designed manipulator arm made of Ultra High Strength Steel (UHSS)

2017



New digital platform: We help people stay healthy at work

2019



Subsidiary established in Shanghai, China.
Release of NEO 30
BQLS is renamed to Binar Handling.

2020



Subsidiary established in Istanbul, Turkey
Release of QLR 600i.

2021



Release of the Ergo Glass end effectors.

Elevating facts of Quick-Lift

A vertical spiral spring, likely part of a lifting mechanism, is shown against a dark blue background. Below the spring is a red control handle with a black grip and a red trigger button. The handle has the 'BINAR' logo on it. To the right, a portion of a red mechanical component is visible.

The intelligent extension of the human arm

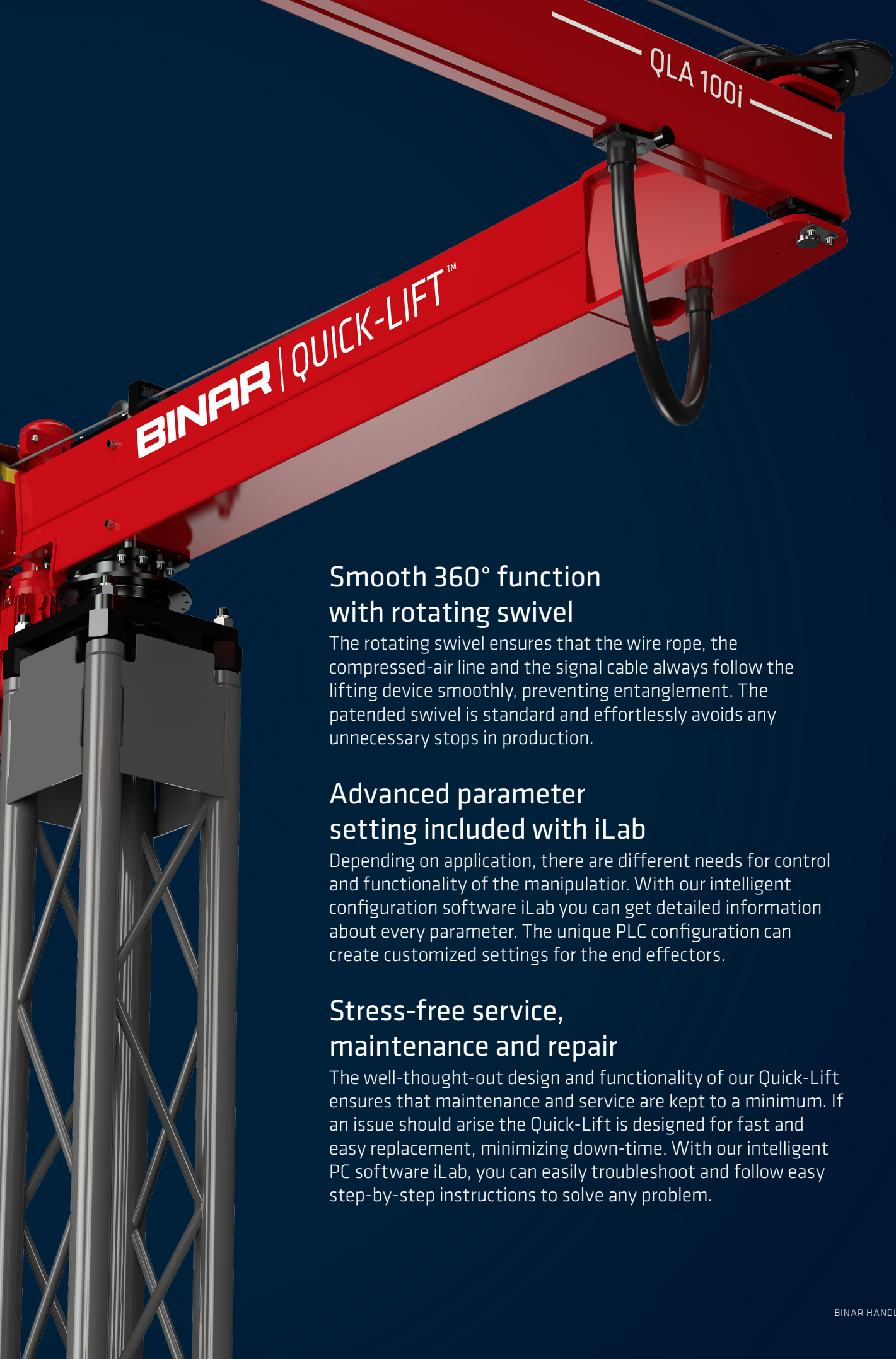
Our goal has always been to create an extension of the human arm. With immediate response, the Quick-Lift effortlessly lifts up to 300 kg while maintaining precision and control.

Precision manoeuvring by the touch of your hand

Our ergonomic control handle converts the movement of your hand into electronic signals. You only need to move the handle up or down a few millimeters to raise or lower the goods. The lifting device is literally of the human arm.

Hands-on control with auto balance (float mode)

Auto balance (float mode) allows the operator to control the up and down movement by moving the lifting object up and down instead of using the operator control handle. The auto balance is used for exact positioning and precise placing (landing) by the touch of the operator hand providing control beyond gravity.



Smooth 360° function with rotating swivel

The rotating swivel ensures that the wire rope, the compressed-air line and the signal cable always follow the lifting device smoothly, preventing entanglement. The patented swivel is standard and effortlessly avoids any unnecessary stops in production.

Advanced parameter setting included with iLab

Depending on application, there are different needs for control and functionality of the manipulator. With our intelligent configuration software iLab you can get detailed information about every parameter. The unique PLC configuration can create customized settings for the end effectors.

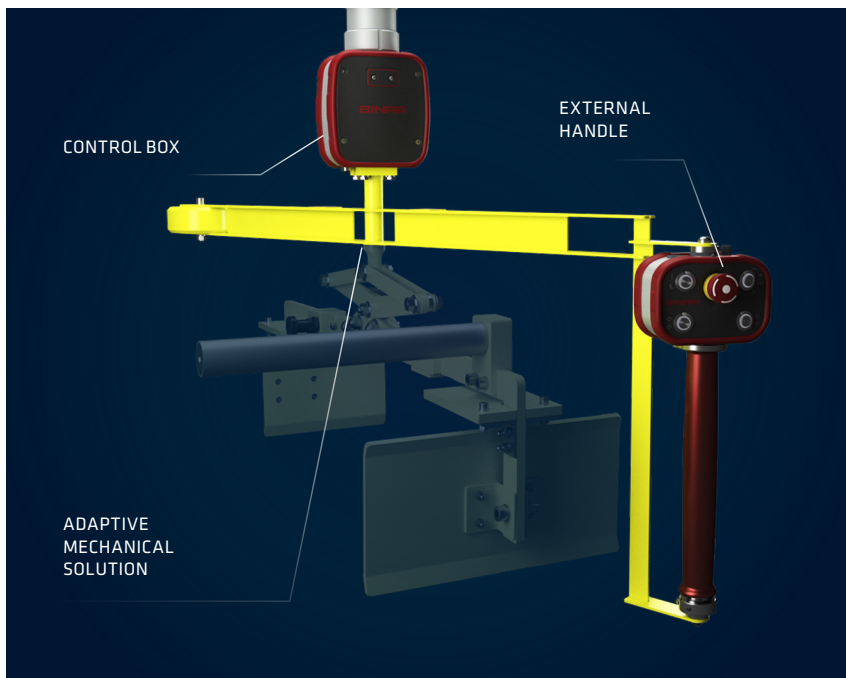
Stress-free service, maintenance and repair

The well-thought-out design and functionality of our Quick-Lift ensures that maintenance and service are kept to a minimum. If an issue should arise the Quick-Lift is designed for fast and easy replacement, minimizing down-time. With our intelligent PC software iLab, you can easily troubleshoot and follow easy step-by-step instructions to solve any problem.



Smart way to handle things

Our grip-friendly control handle converts your hand's movement into electronic signals. Only one millimeter displacement of the grip is needed up or down, to raise or lower the material. The lifting device is literally an extension of the hand and arm and requires minimal movement to lift up to 300 kilos with compliance and highest precision.



THE CONTROL BOX in combination with any external handle effortlessly handles large and heavy objects. The external handle comes in three lengths and gives full ergonomic flexibility. The adaptive mechanical solution controls any type of mechanical end effector.



PLUG AND PLAY SOLUTION for controlling cylinder end effectors.



ADAPTIVE MECHANICAL solution to control any type of mechanical end effectors.



PLUG AND PLAY PNEUMATIC solution for controlling clamping end effectors.



PLUG AND PLAY VACUUM solution for controlling various suction cups.

Quick-Lift Control Unit

Our ergonomic control handle converts the movement of your hand into electronic signals.

You only need to move the handle up or down a few millimetres to raise or lower the goods. The lifting device is literally an extension of your hand and arm, and minimal hand strength is required to lift up to 300 kg smoothly and with the highest degree of precision.

The control handle is available in several different configurations, and there is also a configuration where it can be split into two parts so that the operator's work posture is more ergonomic even when using large end effectors.

Instant precision	Great low speed functionality
Intuitiv interface	Error reporting on handle
Non drop	Supervises the weight of the end effector, ensuring that the operator never drops the load
Stop up	Supervises that the lifted object is gripped properly and limits lifting movement
Programmable speed	Monitor load and adjust speeds depending on load case
Auto balance (float mode)	Allows operator to move load directly on lifting object, no push button activation needed
Programable positions	iLab3 provides possibility to define top and bottom position
Dead mans grip	Quick-Lift stops once operator let go of control handle
Input / Outputs	Open inut and outputs for easy customization
Adaptiv load handling	Quick-Lift automatically, without any settings, adapt to any load in the hook
iLab3	Quick-Lift always delivered with intuitive and self explanation parameter setting program
Double command	Function for increase safety
Overload protection	Quick-Lift does not lift above rated capacity
Power loss protection	Fail safe bracking system in case of power failure
Quick-Start (installation)	Setup on handle




Strong arms in a light way

The Quick-Lift arm model line includes electronic lifting capacity up to 300 kg. Our arms made of ultra high strength steel give you the lightest and strongest solution, combining productivity and ergonomic smartness. By mounting the Quick-Lift Arm in the ceiling, on a pillar or on the wall you also create a flexible, safe and ergonomic work environment when there is limited floor space.




EASY ADJUSTABLE
ROTATION STOP

THE BACKEND POSITION of the motor optimizes weight distribution of the Ultra High Strength Steel arm, resulting in a wider range.



OVERHEAD
MOUNTING SAVES
WORKSPACE

THE QUICK-LIFT ARM OVER HEAD is mounted on wall or ceiling, saving valuable floor space.



STRONG, TALL
AND FLEXIBLE
RIGHT OUT OF
THE BOX

THE QUICK-LIFT ARM is available for freestanding installation. All QLA and QLAOH models comes ready out of the box, easy to install.



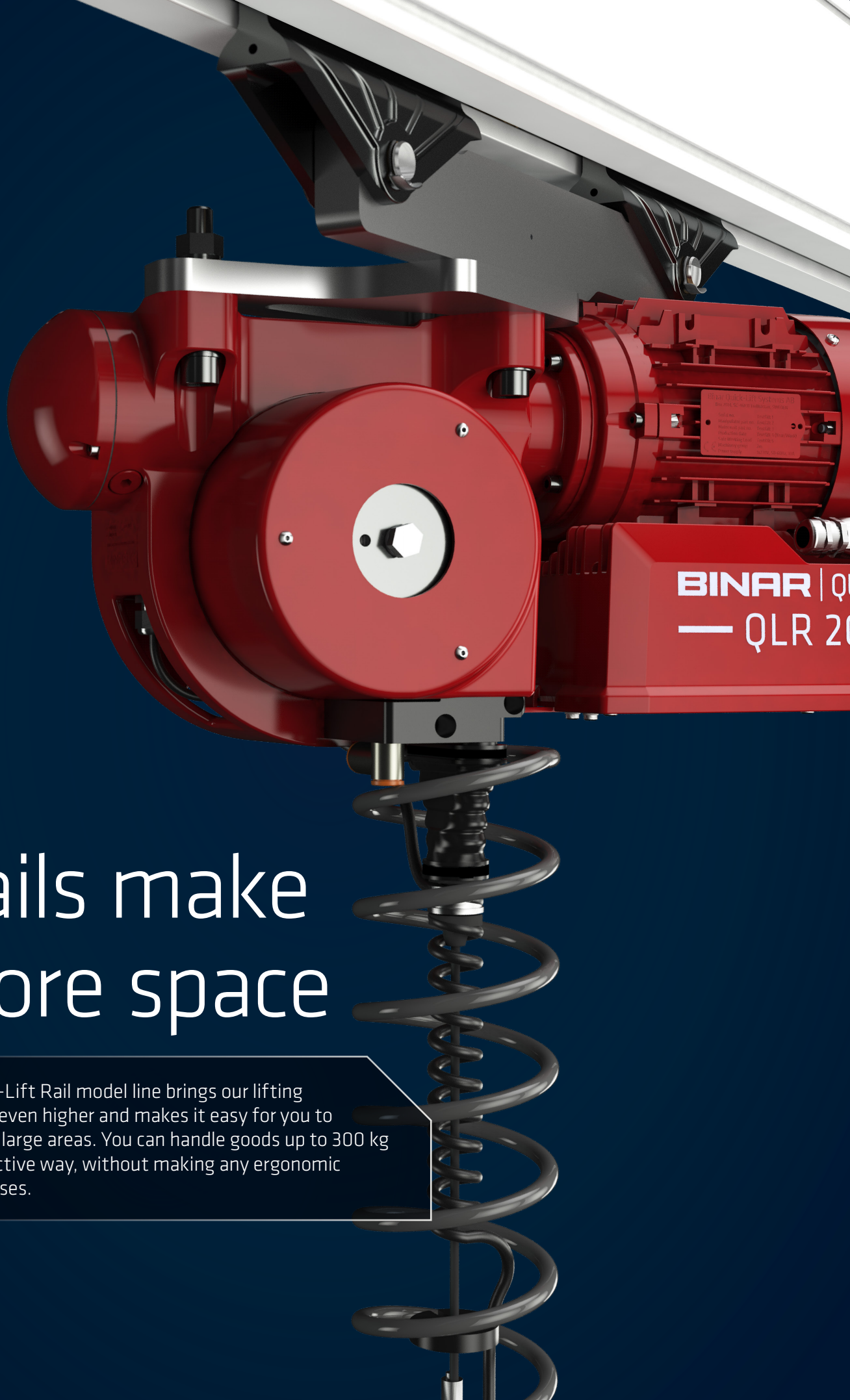
POSITIONAL AND
BUTTON CONTROLLED
BRAKES ARE
OPTIONAL

A WIDE VARIETY OF OPTIONS are available, e.g. brakes, positioning or button control. The module build means service and maintenance are kept at a minimum.

Quick-Lift Manipulator Arms

All the expert knowledge required to combine efficiency and ergonomics is incorporated in our control handle. Combined with our manipulator arms, our lifting devices are designed for 50, 100, 200 and 300 kg. The manipulator arms are often mounted on floor pillars, but can also be suspended from the ceiling. The arms have a lightweight design due to the thin but extremely strong so-called ultra high strength steel (UHSS). They are therefore very easily manoeuvred.

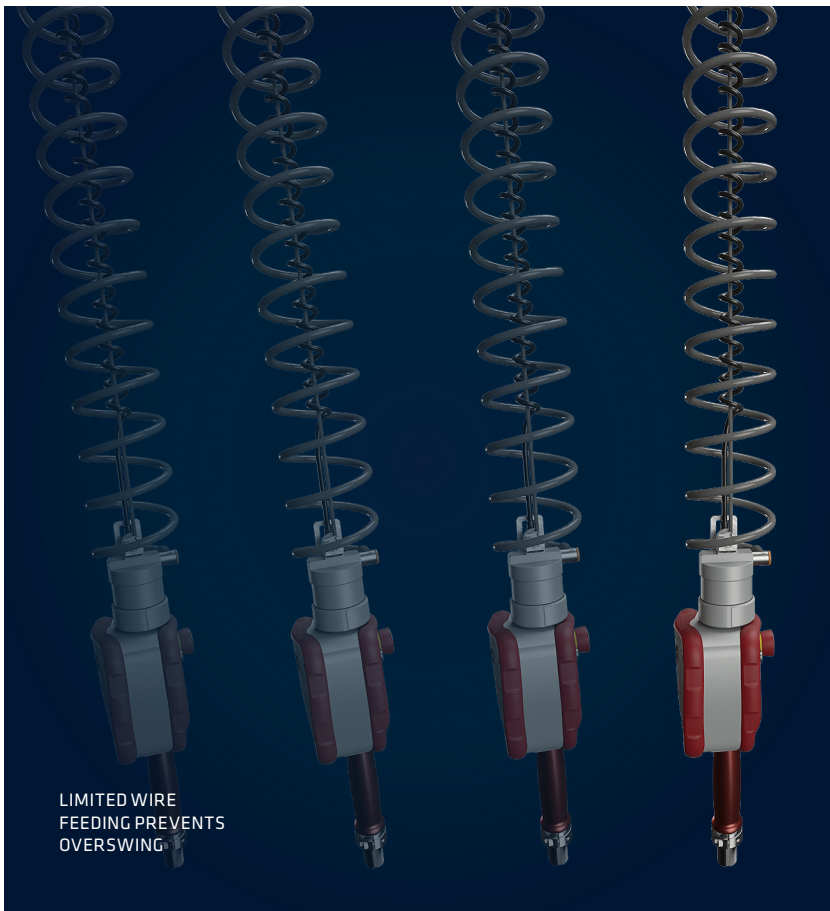
Technical Specification	QLA 50i	QLA 100i	QLA 200i	QLA 300i	QLA 50i OH	QLA 100i OH	QLA 200i OH
Lifting capacity	50 kg	100 kg	200 kg	300 kg	50 kg	100 kg	200 kg
Weight	77 kg	100 kg 147 kg 157 kg	148 kg 225 kg 240 kg	210 kg 225 kg	79 kg	102 kg 150 kg 161 kg	153 kg
Arm length	3 och 4 m	3, 4 och 5 m	3, 4 och 5 m	3 och 4 m	3 m	3, 4 och 5 m	3 m
Stroke length	2,7 m	2,7 m	2,7 m	2,7 m	2,7 m	2,7 m	2,7 m
Adjustable friction brakes	Standard	Standard	Standard	Standard	Standard	Standard	Standard
Rotation reach	360°	360°	360°	360°	360°	360°	360°
Adjustable rotation limits	Standard	Standard	Standard	Standard	Standard	Standard	Standard
Power supply	230V +/-10%	230V +/-10%	230V +/-10%	230V +/-10%	230V +/-10%	230V +/-10%	230V +/-10%




BINAR | Q
— QLR 20

Rails make more space

Our Quick-Lift Rail model line brings our lifting expertise even higher and makes it easy for you to work over large areas. You can handle goods up to 300 kg in an effective way, without making any ergonomic compromises.




TO ENSURE OPTIMAL ERGONOMICS, the wire rope feeding is limited during movement of rail system.



WHEN NEEDED, a torque application is available.



OPTICAL SENSORS adjust the movement with exact precision.



HEAVY LOADS (up to 300 kg) are effortlessly lifted by the slightest movement from the operator.

Quick-Lift Rail


Our rail solutions are available in Quick-Lift Rail (QLR) and Quick-Lift Driven (QLD). Quick-Lift Rail is a rail-mounted equipment, freeing up floor space. Manual movement in the X and Y axes makes it easy to work over large areas. Vertical lifting is very smooth when using our precision control handle. Few moving parts keep service to a minimum.

Technical Specification	QLR 50i	QLR 125i	QLR 200i	QLR 300i	QLRT
Lifting capacity	50 kg	125 kg	200 kg	300 kg	350 Nm
Weight	25 kg	25 kg	41 kg	41 kg	140 kg
Stroke length	2,7 m	2,7 m	2,7 m	2,7 m	≤ 2,7
Overload protection	Standard (for all units)				
Auto balance	Standard (for all units)				
Stop and go - pneumatic brake	Optional (for all units)				
Power supply	230V +/-10%	230V +/-10%	230V +/-10%	230V +/-10%	230V +/-10%

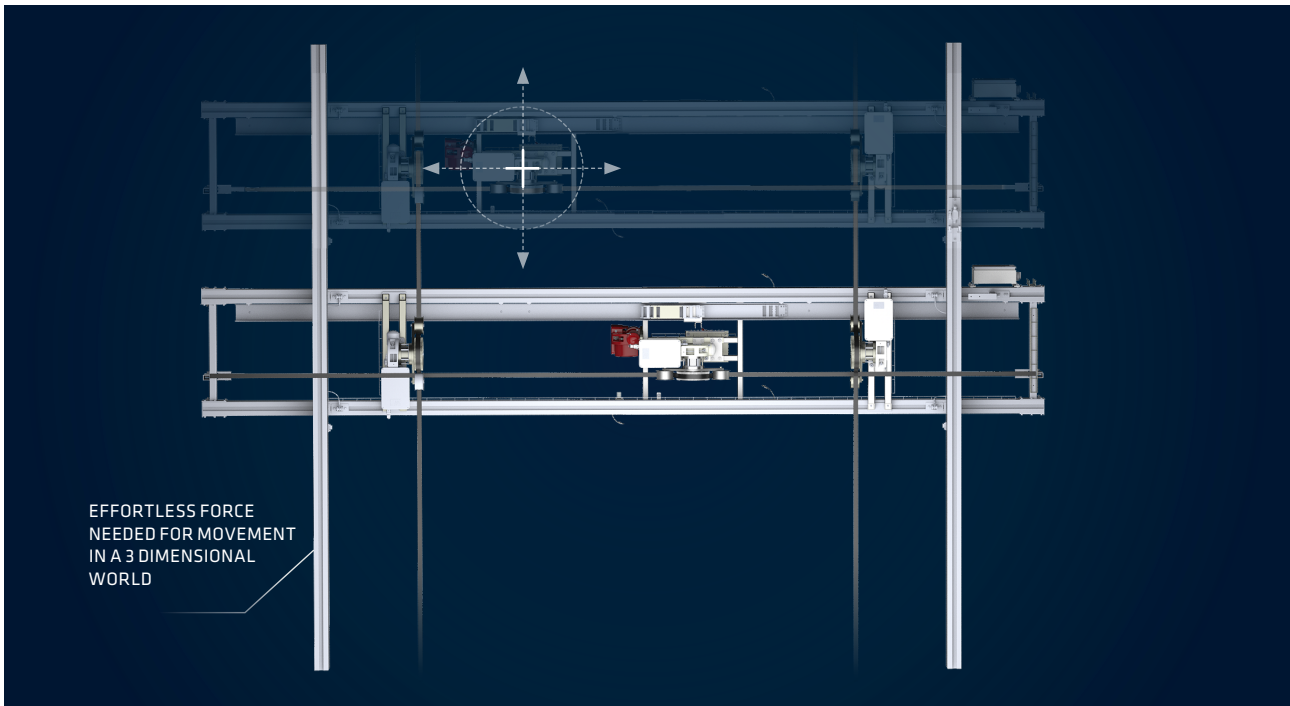


Let the motor do the work

The rail system Quick-Lift Driven is a unique, motorized lifting device that easily covers large areas horizontally, with a lifting load up to 300 kg. It is an excellent versatile system for production lines, as well as for working at various stations simultaneously.



OPTICAL SENSORS for wire angle detects slightest movement from the operator. Instant supervision of movement compensates and prevents any overswing.



THE DOUBLE RAILS ENSURE SEAMLESS MOVEMENT between the X and Y axes, following even the most minor movements of the operator.

Technical Specification	QLD 125i	QLD 300i
Lifting capacity	125 kg	300 kg
Weight	<470 kg	<580 kg
Stroke length	2,7 m	
Working area	Customized, Y<9m, X Project specific	
Speed X and Y	1000 mm/s	
Drive	Tooth belt	
Power supply	400V +/-10%	

Quick-Lift Driven

The smallest touch of the hand from the operator to the control handle is transformed to a smooth and well defined movement to the requested position. It offers a unique motor assisted operation in X, Y and Z direction. It supports the operator to maintain an efficient high speed over long distances without strain. Tooth belt drives assures accurate positioning and supervised movement. The QLD is mounted in a rail system installed directly to the ceiling or to a floor standing steel structure. The QLD is designed with a light weight frame and can easily be installed in both new and existing rail systems. The QLD is a optimal solution when working over large areas.



A most intelligent touch

The end effector completes the ergonomic lifting solution and ensures that the lift is safe, precise and efficient. We have manufactured over 5,000 different pneumatic, magnetic, mechanical or vacuum powered end effectors that can easily be combined with tilting and rotation functions.



THE QUICK-COUPLING mounts directly to the control handle. Hooks and other mechanical devices can only be released when unloaded.



THE PARALLEL GRIP, which switches between grip and release automatically every time placed down can easily be adjusted for several applications.



THE ADJUSTABLE SCISSOR GRIPPER can be used for many different lifting objects. Preferable with the Quick-coupling.



THE VERSATILE END EFFECTOR is a multipurpose vacuum for flexible or irregular surfaces.



THE FIXED MAGNET can handle loads up to 85 kg. Equipped with sensor for StopUp to secure load.



THE TILTABLE MAGNET end effector can handle loads up to 275 kg. Designed with 2-way rotation to always secure parallel lifting force.



THE AXEL GRIP handles shafts or other round bar material. Equipped with sensor for StopUp to secure the grip.



THE 2-CUP VACUUM is designed for handling glass or other flat surfaces. Equipped with a manual tilt.

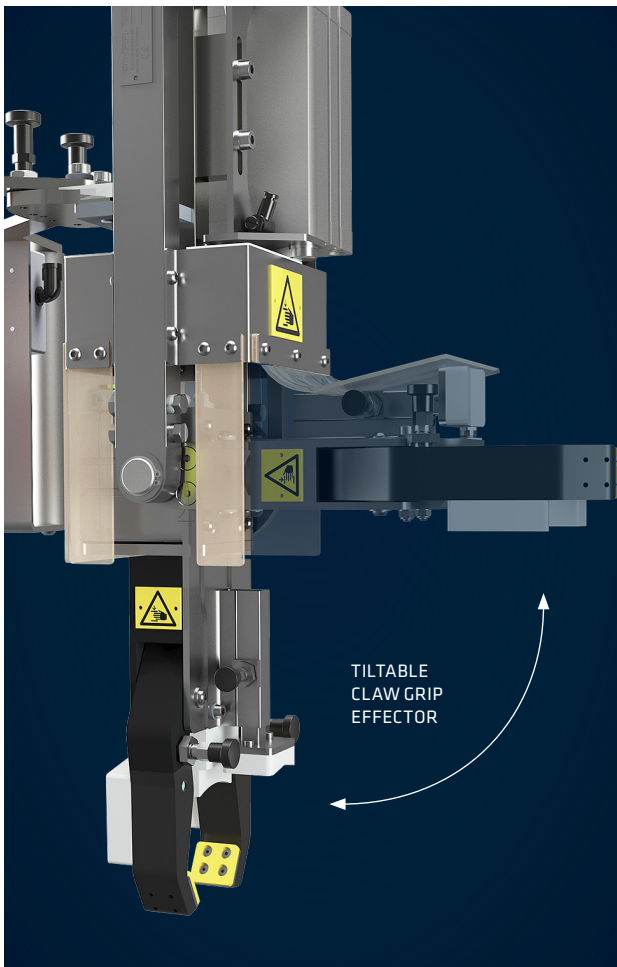
Quick-Lift End Effectors

In addition to our standard end effectors, we design special solutions entirely adapted to each item being lifted. The end effector completes the ergonomic lifting solution and ensures that the lift is safe, precise and efficient. Even when making our initial sketches, the end effector is a central part of the solution and can easily be combined with tilting and rotation functions.



Customized is standard with us

Every problem has its solution. We are intrigued by the opportunity to come up with yet another intelligent customized solution for our clients. The way we go about it is optimizing the correlation of ergonomics and productivity in every step in the lifting moment.



TILTABLE
CLAW GRIP
EFFECTOR

THE DEMAND FOR A TILT ELEMENT of large shafts with various dimensions lead to the innovation of a tiltable claw grip effector.

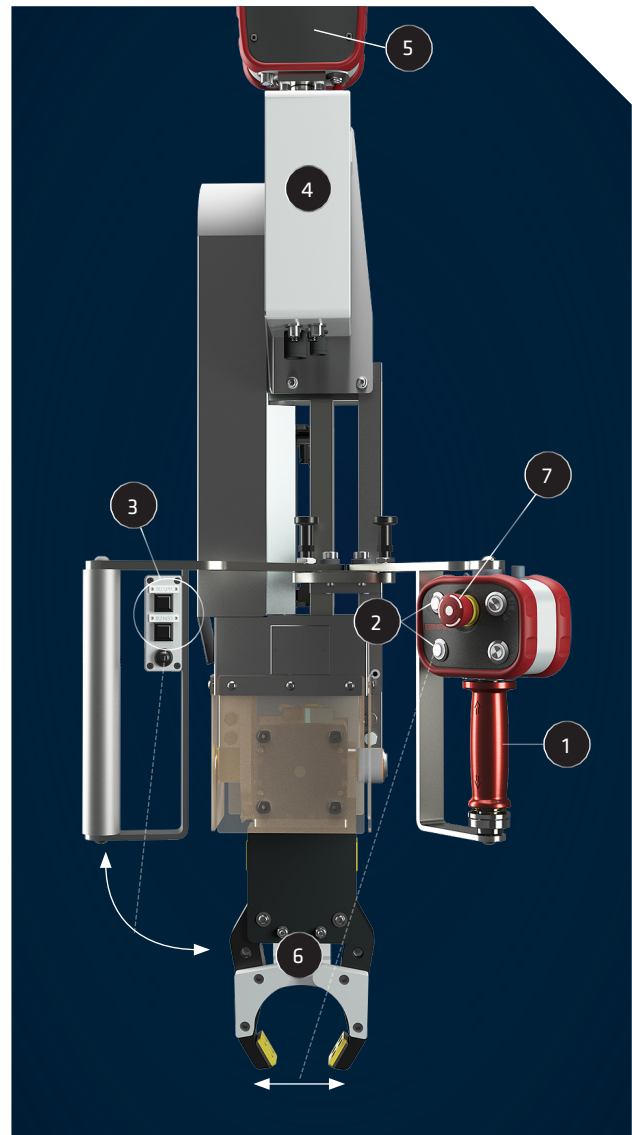
CUSTOMIZED SOLUTIONS

Shaft End effector for shaft handling

THERE IS A WEALTH OF ALTERNATIVES to customize your Quick-Lift. In this example, we customized the lift system to work for our customer that needed shafts to be placed vertically in a crate. We adapted the claws of the end effector to work with shafts of different diameters. The grip of the shaft is activated using a pneumatic cylinder controlled by the push button on the red handle.

THE SHAFTS HAD TO BE PICKED UP laying horizontal on a pallet and then placed standing in a rack. The forward tilt is performed using a pneumatic cylinder controlled by push buttons located to the left of the red handle.

WITH THE CONTROL HANDLE, operators move the end effector up and down and control grip and release of the lifting object. For safety reasons, release is only available when the shaft is put down.



Operator interface

1. Red control handle for up and down movement of the end effector. Up and down movement is created with the Quick-Lift mounted in the rail system above.
2. Push button (2a) on lower left side controls pneumatic cylinder that provides movement (2b) of the claws gripping the shaft.
3. Push buttons (3a) on left side controls pneumatic cylinder that provides tilt (3b) from horizontal to vertical position of shaft.
4. Electrical box including 1x 5/2 valve for grip and release and 1x 5/3 valve for tilt. Tilt movement is only possible once push button is pushed.
5. Control box with pneumatic and electrical swivel.
6. Inductive sensor securing that shaft is in correct position before Quick-Lift is allowed to lift.
7. Emergency stop push button.

Leading by example

Sometimes a good example itself proves the point. In this case, we highlight our development process that includes analysing the customer's needs and creating a custom lift solution.

CASE STUDY

Precise positioning of fly wheels with the Quick-Lift Arm 100i

WE WERE CONTACTED by a Swedish manufacturer of car engines. Due to a new order, they required a new work station to be installed. The work station had to interface with other pre-existing work stations and meet the high safety and ergonomic demands that the manufacturer already had in place.

THE WORK STATION WAS PLANNED to mount fly wheels. These operations are very difficult and only the most precise IAD (Intelligent Aided Lifting) can handle such operations. Additionally, fly wheels are very heavy and handling of these involves crushing hazard. Because of this, placing the end effector on the fly wheel required the security function of double hand command to activate grip.

THE QUICK-LIFT WAS MOUNTED on a Quick-Lift Arm 100i with a 5 meter arm, to cover a larger work station and allow the operator to retrieve fly wheels from several different pallets.

ONCE PICKED UP, THE OPERATOR TILTS the fly wheel using the pneumatic tilt on the end effector. The operator then has to define if the fly wheel is for diesels or petrol, pushing the activated buttons P or D. Depending on which button is pushed, the bottom position of the Quick-Lift is defined, resulting in an automatic stop at the precise, desired position.

THE FLY WHEEL IS THEN POSITIONED and entered upon a round guide flange where it is secured with multiple screws and tightened with a torque wrench. Once the torque wrench is okay, a signal is given from the PLC to the Quick-Lift to release the lock and allow removal of the end effector. The operator then moves back and restarts the application.



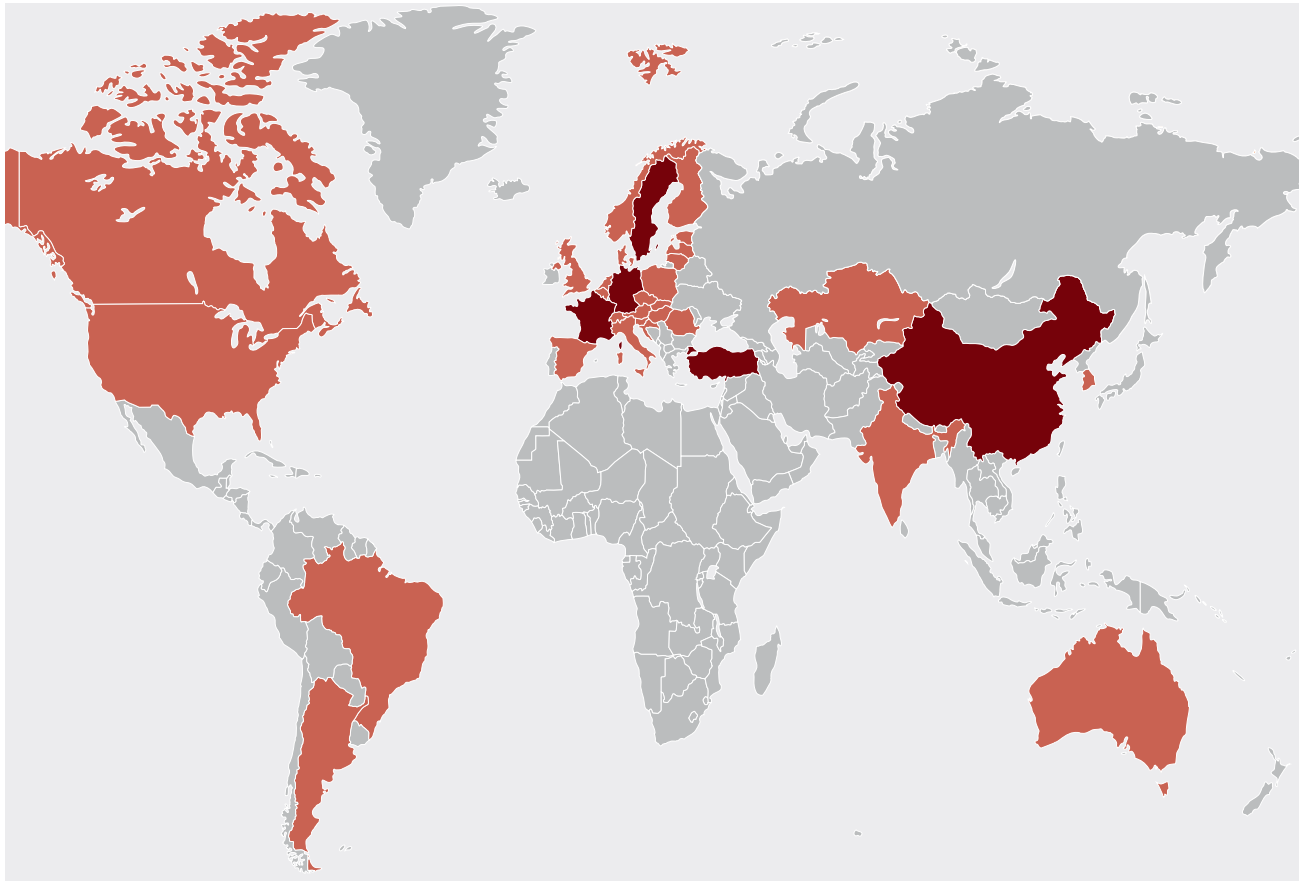
iLab included

All Quick-Lifts are easily configured with our intelligent PC software iLab which comes as standard. With iLab, every parameter is easily adjusted, meaning every application can be customized to fit any need. iLab 3 comes with an event log which logs all actions in the system, providing a great base for maintenance and troubleshooting. The program is intuitive and offers helping instructions and explanations as well as proposed measures in the event of a halt. In addition, the program offers a tab that can create functionality in end effectors based on different conditions. These functionalities are restricted and only allowed when certain conditions are met.

Talk to you soon.

We have representation all over the world. Please, call us or send us an e-mail.

We are happy to give you an offer, beyond gravity.



Offices



Distributors

Sweden – Head office

Binar Handling AB
Hedekullevägen 24
Se- 461 38 Trollhättan
Sweden
☎ +46 (0) 520 - 47 40 00
✉ info.handling@binar.se
🏠 www.binarhandling.com

France

Binar Handling S.A.S
8 Route De L'espace
Fr- 44690 La Haie-Fouassière
France
☎ +33 (0) 228 - 23 17 97
✉ info@binar.fr
🏠 www.binarhandling.com

Germany

Binar Handling GmbH
In Den Wieden 3
De- 34355 Staufenberg
Germany
☎ +49 5543 30379-0
✉ handling@binar-group.de
🏠 www.binarhandling.com

Germany

Binar Handling GmbH –
Betriebsstätte Untergruppenbach
Im Neugreut 8
De-74199 Untergruppenbach
Germany
☎ +49 7131 64575-0
✉ handling@binar-group.de
🏠 www.binarhandling.com

China

BQL (Shanghai) Lifting Technology Co Ltd
Room 606 No. 1 building,
#26 Qiu Yue Road /
#5709 Shen Jiang Road,
Pu Dong, Shanghai, China
☎ +86 137 64311973
✉ info@bql-cn.com
🏠 www.bql-cn.com

Turkey

Binar Handling TIC. LTD. ŞTİ.
Barbaros mah. Begonya sk.
No. 1/2 Nida kule bati
Tr-34746 Ataşehir-İstanbul
Turkey
☎ +90 544 5814625
✉ info@binar.com.tr
🏠 www.binarhandling.com



BINAR
HANDLING